

5380 m.

BARWA GRAND PRIX OF QATAR

Free Practice Nr. 1

Classification

3

	Rider	Nation	Team	Motorcycle	Time	Lap Total	Gap	Top Speed
1	21 Franco MORBIDELLI	ITA	Petronas Yamaha SRT	YAMAHA	1'54.921	16 17		342.8
2	41 Aleix ESPARGARO	SPA	Aprilia Racing Team Gresini	APRILIA	1'55.046	14 15	0.125 0.125	341.7
3	43 Jack MILLER	AUS	Ducati Lenovo Team	DUCATI	1'55.112	12 13	0.191 0.066	350.6
4	20 Fabio QUARTARARO	FRA	Monster Energy Yamaha MotoGP	YAMAHA	1'55.213	16 16	0.292 0.101	346.1
5	36 Joan MIR	SPA	Team SUZUKI ECSTAR	SUZUKI	1'55.255	15 15	0.334 0.042	345.0
6	12 Maverick VIÑALES	SPA	Monster Energy Yamaha MotoGP	YAMAHA	1'55.309	7 18	0.388 0.054	345.0
7	42 Alex RINS	SPA	Team SUZUKI ECSTAR	SUZUKI	1'55.353	17 18	0.432 0.044	349.5
8	63 Francesco BAGNAIA	ITA	Ducati Lenovo Team	DUCATI	1'55.365	8 16	0.444 0.012	348.3
9	46 Valentino ROSSI	ITA	Petronas Yamaha SRT	YAMAHA	1'55.419	15 15	0.498 0.054	345.0
10	88 Miguel OLIVEIRA	POR	Red Bull KTM Factory Racing	KTM	1'55.745	17 17	0.824 0.326	346.1
11	73 Alex MARQUEZ	SPA	LCR Honda CASTROL	HONDA	1'55.748	16 16	0.827 0.003	346.1
12	30 Takaaki NAKAGAMI	JPN	LCR Honda IDEMITSU	HONDA	1'55.754	16 17	0.833 0.006	348.3
13	5 Johann ZARCO	FRA	Pramac Racing	DUCATI	1'55.871	14 16	0.950 0.117	350.6
14	6 Stefan BRADL	GER	Repsol Honda Team	HONDA	1'55.942	13 13	1.021 0.071	345.0
15	44 Pol ESPARGARO	SPA	Repsol Honda Team	HONDA	1'56.046	16 17	1.125 0.104	351.7
16	33 Brad BINDER	RSA	Red Bull KTM Factory Racing	KTM	1'56.057	4 16	1.136 0.011	347.2
17	10 Luca MARINI	ITA	SKY VR46 Esponsorama	DUCATI	1'56.069	14 15	1.148 0.012	347.2
18	23 Enea BASTIANINI	ITA	Esponsorama Racing	DUCATI	1'56.198	6 16	1.277 0.129	349.5
19	9 Danilo PETRUCCI	ITA	Tech 3 KTM Factory Racing	KTM	1'56.230	8 15	1.309 0.032	343.9
20	89 Jorge MARTIN	SPA	Pramac Racing	DUCATI	1'56.541	15 16	1.620 0.311	354.0
21	32 Lorenzo SAVADORI	ITA	Aprilia Racing Team Gresini	APRILIA	1'56.559	14 15	1.638 0.018	342.8
22	27 Iker LECUONA	SPA	Tech 3 KTM Factory Racing	KTM	1'56.943	15 15	2.022 0.384	348.3

Practice condition: **Dry**
 Air: **28°**
 Humidity: **54%**
 Ground: **26°**

Fastest Lap:	Lap: 16	Franco MORBIDELLI	1'54.921	168.5 Km/h
Best Race Lap:	2016	Jorge LORENZO	1'54.927	168.5 Km/h
All Time Lap Record:	2019	Marc MARQUEZ	1'53.380	170.8 Km/h

The results are provisional until the end of the limit for protest and appeals.

Time limit for protest expires 30' after publication of the results - Time:

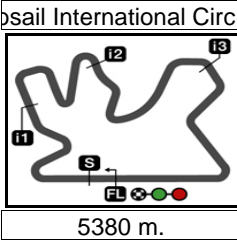
These data/results cannot be reproduced, stored and/or transmitted in whole or in part by any manner of electronic, mechanical, photocopying, recording, broadcasting or otherwise now known or herein after developed without the previous express consent by the copyright owner, except for reproduction in daily press and regular printed publications on sale to the public within 60 days of the event related to those data/results and always provided that copyright symbol appears together as follows below.

© DORNA, 2021

Official MotoGP Timing by TISSOT
 www.motogp.com

Doha, Friday, March 26, 2021





BARWA GRAND PRIX OF QATAR

Free Practice Nr. 1

Top Speed & Average

4



Rider	Nation	Motorcycle	Top 5 speeds					Average	Top
89 Jorge MARTIN	SPA	DUCATI	354.0	354.0	354.0	351.7	350.6	352.0	354.0
44 Pol ESPARGARO	SPA	HONDA	351.7	350.6	350.6	350.6	348.3	350.0	351.7
5 Johann ZARCO	FRA	DUCATI	350.6	350.6	349.5	349.5	349.5	349.8	350.6
43 Jack MILLER	AUS	DUCATI	350.6	349.5	349.5	348.3	348.3	349.2	350.6
23 Enea BASTIANINI	ITA	DUCATI	349.5	349.5	348.3	348.3	347.2	348.3	349.5
42 Alex RINS	SPA	SUZUKI	349.5	345.0	345.0	345.0	345.0	345.9	349.5
27 Iker LECUONA	SPA	KTM	348.3	347.2	346.1	345.0	345.0	346.3	348.3
30 Takaaki NAKAGAMI	JPN	HONDA	348.3	347.2	346.1	346.1	346.1	346.5	348.3
63 Francesco BAGNAIA	ITA	DUCATI	348.3	348.3	348.3	347.2	347.2	347.8	348.3
10 Luca MARINI	ITA	DUCATI	347.2	346.1	346.1	346.1	343.9	345.1	347.2
33 Brad BINDER	RSA	KTM	347.2	347.2	346.1	346.1	345.0	346.1	347.2
20 Fabio QUARTARARO	FRA	YAMAHA	346.1	345.0	345.0	343.9	342.8	343.7	346.1
73 Alex MARQUEZ	SPA	HONDA	346.1	345.0	345.0	342.8	342.8	343.9	346.1
88 Miguel OLIVEIRA	POR	KTM	346.1	345.0	343.9	343.9	342.8	344.3	346.1
6 Stefan BRADL	GER	HONDA	345.0	345.0	343.9	343.9	343.9	344.2	345.0
12 Maverick VIÑALES	SPA	YAMAHA	345.0	345.0	345.0	345.0	343.9	344.3	345.0
36 Joan MIR	SPA	SUZUKI	345.0	343.9	343.9	343.9	342.8	343.9	345.0
46 Valentino ROSSI	ITA	YAMAHA	345.0	345.0	342.8	342.8	341.7	343.5	345.0
9 Danilo PETRUCCI	ITA	KTM	343.9	343.9	342.8	342.8	342.8	343.2	343.9
21 Franco MORBIDELLI	ITA	YAMAHA	342.8	342.8	341.7	341.7	341.7	341.9	342.8
32 Lorenzo SAVADORI	ITA	APRILIA	342.8	341.7	340.6	340.6	340.6	341.3	342.8
41 Aleix ESPARGARO	SPA	APRILIA	341.7	341.7	341.7	340.6	340.6	340.9	341.7

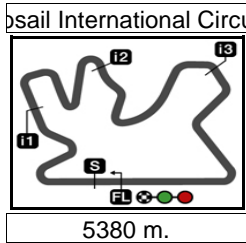
These data/results cannot be reproduced, stored and/or transmitted in whole or in part by any manner of electronic, mechanical, photocopying, recording, broadcasting or otherwise now known or herein after developed without the previous express consent by the copyright owner, except for reproduction in daily press and regular printed publications on sale to the public within 60 days of the event related to those data/results and always provided that copyright symbol appears together as follows below.

© DORNA, 2021

Official MotoGP Timing by **TISSOT**
www.motogp.com



Doha, Friday, March 26, 2021



BARWA GRAND PRIX OF QATAR

Free Practice Nr. 1

Chronological Analysis of Performances

5

* Lap / Sector time cancelled **T1** Time from finish line to 1st intermediate **T3** Time from 2nd intermed. to 3rd intermed.
P Crossing the finish line in pit lane **T2** Time from 1st intermed. to 2nd intermed. **T4** Time from 3rd intermediate to finish line
****** Tyre data subject to further updates

Lap	Lap Time	T1	T2	T3	T4	Speed	Lap	Lap Time	T1	T2	T3	T4	Speed
1st	21	Franco MORBIDELLI			YAMAHA	ITA		Run # 3	Front Tyre Slick-Hard		Rear Tyre Slick-Medium		
		Petronas Yamaha SRT							New Tyre		New Tyre		
		Runs=3 Total laps=17 Full laps=11					11	2'04.784	32.495	30.950	28.964	32.375	157.8
Run # 1	Front Tyre	Slick-Hard	Rear Tyre	Slick-Hard			12	1'55.515	25.447	30.131	28.492	31.445	340.6
		New Tyre		New Tyre			13	1'55.107	25.297	29.882	28.379	31.549	340.6
1	2'29.580	42.632	35.061	30.943	33.122	106.4	14	1'55.046	25.229	29.988	28.311	31.518	340.6
2	1'57.714	26.068	30.602	29.011	32.033	339.6	15	2'03.511	30.380	31.273	28.463	33.395	340.6
3	1'56.337 *	25.578	30.349	28.571	31.839*	339.6							
4	1'56.618	25.431	30.567	28.788	31.832	339.6							
5	1'55.518	25.254	30.048	28.554	31.662	341.7							
6	1'55.576	25.238	30.084	28.456	31.798	341.7							
7	1'55.266	25.202	29.978	28.475	31.611	341.7							
8	2'04.327 P	29.566	33.907	30.076	30.778	341.7							
Run # 2	Front Tyre	Slick-Hard	Rear Tyre	Slick-Hard									
		8 Laps at start		8 Laps at start									
9	2'06.975 *	33.680	31.896*	29.320	32.079	133.0							
10	1'55.940	25.470	30.062	28.666	31.742	341.7							
11	1'55.315	25.169	29.924	28.533	31.689	341.7							
12	1'55.092	25.107	29.866	28.448	31.671	341.7							
13	1'59.944 P	26.586	32.792	30.094	30.472	339.6							
Run # 3	Front Tyre	Slick-Hard	Rear Tyre	Slick-Hard									
		13 Laps at start		13 Laps at start									
14	2'06.636	33.170	32.111	29.501	31.854	154.2							
15	2'10.082	30.793	37.164	30.241	31.884	340.6							
16	1'54.921	25.166	29.815	28.384	31.556	342.8							
17	2'06.784	30.025	34.335	30.167	32.257	342.8							
2nd	41	Alexi ESPARGARO			APRILIA	SPA							
		Aprilia Racing Team Gresini											
		Runs=3 Total laps=15 Full laps=10											
Run # 1	Front Tyre	Slick-Hard	Rear Tyre	Slick-Medium									
		New Tyre		New Tyre									
1	2'55.803	31.209	31.793	29.485	32.422	178.8							
2	1'57.213	25.873	30.704	28.738	31.898	339.6							
3	1'56.061	25.711	30.098	28.559	31.693	340.6							
4	1'55.854	25.277	30.243	28.622	31.712	341.7							
5	1'55.570	25.269	30.117	28.566	31.618	341.7							
6	2'00.097 P	26.747	31.701	29.765	31.884	340.6							
Run # 2	Front Tyre	Slick-Hard	Rear Tyre	Slick-Medium									
		6 Laps at start		6 Laps at start									
7	2'03.272	31.054	31.173	29.106	31.939	167.9							
8	1'56.241	25.555	30.372	28.545	31.769	340.6							
9	1'55.802	25.422	30.164	28.488	31.728	340.6							
10	2'04.226 P	30.931	32.833*	30.463	29.999	341.7							
3rd	43	Jack MILLER			DUCATI	AUS							
		Ducati Lenovo Team											
		Runs=3 Total laps=13 Full laps=8											
Run # 1	Front Tyre	Slick-Medium	Rear Tyre	Slick-Medium									
		New Tyre		New Tyre									
1	2'17.687	32.263	32.249	29.972	32.446	167.7							
2	1'56.683	25.711	30.483	28.827	31.662	343.9							
3	1'56.160	25.250	30.392	28.902	31.616	349.5							
4	1'55.862	25.450	30.144	28.660	31.608	350.6							
5	1'55.980	25.291	30.224	28.830	31.635	348.3							
6	2'00.175 P	28.852	32.846	29.974	28.503	347.2							
Run # 2	Front Tyre	Slick-Medium	Rear Tyre	Slick-Medium									
		6 Laps at start		6 Laps at start									
7	2'03.925	32.152	31.010	29.060	31.703	136.8							
8	15'19.392 P	25.128				349.5							
Run # 3	Front Tyre	Slick-Medium	Rear Tyre	Slick-Medium									
		New Tyre		New Tyre									
9	2'08.438	33.245	32.207	30.089	32.897	165.1							
10	1'56.552	25.654	30.422	28.835	31.641	345.0							
11	1'55.533	25.234	30.211	28.683	31.405	347.2							
12	1'55.112	25.090	30.084	28.542	31.396	347.2							
13	1'56.382	25.416	30.333	28.885	31.748	348.3							
4th	20	Fabio QUARTARARO			YAMAHA	FRA							
		Monster Energy Yamaha MotoGP											
		Runs=3 Total laps=16 Full laps=9											
Run # 1	Front Tyre	Slick-Medium	Rear Tyre	Slick-Medium									
		New Tyre		New Tyre									
1	3'09.662	33.342	33.104	29.744	32.541	164.1							
2	1'56.869 *	25.680	30.678*	28.688	31.823	341.7							
3	1'56.084	25.561	30.251	28.517	31.755	342.8							
4	1'55.650	25.280	30.168	28.513	31.689	342.8							
5	1'55.616	25.250	30.161	28.455	31.750	342.8							
6	1'56.790 P	25.253	30.219	29.103	32.215	342.8							
Run # 2	Front Tyre	Slick-Medium	Rear Tyre	Slick-Medium									
		6 Laps at start		6 Laps at start									
7	2'11.362	34.267	35.105	29.683	32.307	154.5							

Fastest Lap: Franco MORBIDELLI Petronas Yamaha SR ITA **1'54.921** 25.166 29.815 28.384 31.556

These data/results cannot be reproduced, stored and/or transmitted in whole or in part by any manner of electronic, mechanical, photocopying, recording, broadcasting or otherwise now known or herein after developed without the previous express consent by the copyright owner, except for reproduction in daily press and regular printed publications on sale to the public within 60 days of the event related to those data/results and always provided that copyright symbol appears together as follows below.
© DORNA, 2021



Free Practice Nr. 1

MotoGP

Lap	Lap Time	T1	T2	T3	T4	Speed	Lap	Lap Time	T1	T2	T3	T4	Speed
8	1'56.187	25.454	30.368	28.626	31.739	343.9	13	1'55.322	25.239	30.071	28.351	31.661	341.7
9	1'57.986 *	25.439	31.115*	29.455	31.977	345.0	14	1'55.739 P	25.294	30.251	30.253	29.941	342.8
10	1'56.006	25.363	30.250	28.644	31.749	346.1	Run # 3 Front Tyre Slick-Hard Rear Tyre Slick-Medium						
11	1'55.719	25.275	30.187	28.549	31.708	345.0	14 Laps at start			14 Laps at start			
12	2'01.257 P	29.383	32.195	29.949	29.730	339.6	15	2'16.247	43.916	31.258	28.903	32.170	162.8
Run # 3 Front Tyre Slick-Medium Rear Tyre Slick-Medium							16	1'57.649	25.486	31.437	28.880	31.846	343.9
New Tyre							17	1'58.339	25.427	30.200	30.829	31.883	345.0
13	2'05.563	32.287	31.996	29.254	32.026	165.6	18	2'03.006	32.092	30.661	28.592	31.661	345.0
14	1'55.650	25.332	30.180	28.459	31.679	341.7	7th 42 Alex RINS SUZUKI SPA						
15	1'55.316	25.219	30.104	28.343	31.650	342.8	Team SUZUKI ECSTAR						
16	1'55.213	25.126	29.950	28.380	31.757	342.8	Runs=3 Total laps=19 Full laps=12						
5th 36 Joan MIR SUZUKI SPA							Run # 1 Front Tyre Slick-Medium Rear Tyre Slick-Hard						
Team SUZUKI ECSTAR							New Tyre						
Runs=3 Total laps=15 Full laps=9							1	2'37.676	32.730	32.420	29.705	32.447	147.7
Run # 1 Front Tyre Slick-Medium Rear Tyre Slick-Medium							2	1'57.321	25.853	30.624	28.788	32.056	343.9
New Tyre							3	1'57.474	26.172	30.720	28.723	31.859	345.0
1	2'42.235	31.998	32.051	29.748	32.282	168.7	4	1'56.464	25.520	30.417	28.654	31.873	345.0
2	1'57.519	25.911	30.742	28.942	31.924	343.9	5	1'56.336	25.533	30.309	28.728	31.766	345.0
3	1'56.411	25.387	30.415	28.738	31.871	343.9	6	1'56.023	25.515	30.402	28.485	31.621	349.5
4	1'56.156	25.303	30.394	28.674	31.785	343.9	7	1'57.997 P	27.774	31.971	29.192	29.060	345.0
5	1'56.059	25.341	30.297	28.647	31.774	342.8	Run # 2 Front Tyre Slick-Medium Rear Tyre Slick-Hard						
6	1'59.916 P	27.216	31.968	29.799	30.933	345.0	7 Laps at start			7 Laps at start			
Run # 2 Front Tyre Slick-Medium Rear Tyre Slick-Medium							8	2'08.403	35.007	31.851	29.335	32.210	104.3
6 Laps at start							9	1'57.331	25.869	30.523	28.884	32.055	340.6
7	2'02.932	30.676	30.907	28.967	32.382	165.6	10	1'57.168 *	25.482	30.636*	29.083	31.967	340.6
8	1'56.574	25.645	30.365	28.805	31.759	340.6	11	1'56.243	25.478	30.361	28.652	31.752	341.7
9	1'59.499	28.561	30.422	28.704	31.812	340.6	12	2'00.628 P	28.853	30.965	30.704	30.106	339.6
10	1'56.129 *	25.397	30.411*	28.622	31.699	341.7	Run # 3 Front Tyre Slick-Soft Rear Tyre Slick-Medium						
11	2'01.607 P	27.224	31.972	32.493	29.918	341.7	New Tyre						
Run # 3 Front Tyre Slick-Medium Rear Tyre Slick-Medium							13	2'05.207	32.660	31.429	29.285	31.833	163.1
New Tyre							14	1'56.008	25.436	30.344	28.618	31.610	341.7
12	2'02.694	30.763	31.009	29.049	31.873	170.3	15	1'55.498	25.245	30.171	28.515	31.567	341.7
13	1'56.106	25.543	30.435	28.558	31.570	341.7	16	1'55.446	25.246	30.105	28.565	31.530	341.7
14	1'55.543	25.267	30.197	28.448	31.631	341.7	17	1'55.353	25.215	30.093	28.510	31.535	342.8
15	1'55.255	25.177	30.106	28.411	31.561	341.7	18	1'58.748	25.315	30.191	31.360	31.882	342.8
6th 12 Maverick VIÑALES YAMAHA SPA							PIT 25.448 34.154 30.149 30.500 342.8						
Monster Energy Yamaha MotoGP							8th 63 Francesco BAGNAIA DUCATI ITA						
Runs=3 Total laps=18 Full laps=8							Ducati Lenovo Team						
Run # 1 Front Tyre Slick-Hard Rear Tyre Slick-Medium							Runs=3 Total laps=16 Full laps=11						
New Tyre							Run # 1 Front Tyre Slick-Medium Rear Tyre Slick-Medium						
1	3'18.368	45.376	32.877	29.962	32.650	163.1	New Tyre						
2	1'57.581 *	25.880	30.917*	28.799	31.985*	342.8	1	2'19.515 *	34.134	32.851	30.142	32.802*	158.3
3	1'56.080 *	25.429	30.262	28.542	31.847*	343.9	2	1'58.080	26.173	30.892	29.084	31.931	342.8
4	1'56.491	25.305	30.225	28.394	32.567	345.0	3	1'56.217	25.474	30.381	28.741	31.621	348.3
5	1'55.400 *	25.288	30.155	28.296	31.661*	343.9	4	1'56.471	25.662	30.451	28.633	31.725	348.3
6	1'55.451	25.277	30.133	28.361	31.680	343.9	5	1'55.563	25.338	30.101	28.557	31.567	348.3
7	1'55.309	25.254	30.121	28.386	31.548	345.0	6	2'01.253	28.575	31.462	29.153	32.063	347.2
8	1'56.870 P	25.196	32.047	29.677	29.950	343.9	7	1'55.874	25.384	30.190	28.642	31.658	347.2
Run # 2 Front Tyre Slick-Hard Rear Tyre Slick-Medium							8	1'55.365	25.237	30.083	28.481	31.564	347.2
8 Laps at start							9	2'03.253 P	29.559	32.238	30.552	30.904	336.4
9	2'14.583	42.293	31.212	28.902	32.176	162.6	Run # 2 Front Tyre Slick-Medium Rear Tyre Slick-Medium						
10	1'57.465 *	25.477	30.483*	29.420	32.085*	342.8	9 Laps at start			9 Laps at start			
11	1'55.897 *	25.370	30.306*	28.485	31.736	343.9	10	2'10.519	36.107	31.903	29.960	32.549	90.2
12	1'55.536	25.256	30.110	28.453	31.717	343.9	11	1'57.751	25.871	30.718	29.228	31.934	345.0

Fastest Lap: Franco MORBIDELLI Petronas Yamaha SR ITA 1'54.921 25.166 29.815 28.384 31.556

These data/results cannot be reproduced, stored and/or transmitted in whole or in part by any manner of electronic, mechanical, photocopying, recording, broadcasting or otherwise now known or herein after developed without the previous express consent by the copyright owner, except for reproduction in daily press and regular printed publications on sale to the public within 60 days of the event related to those data/results and always provided that copyright symbol appears together as follows below.
© DORNA, 2021

Official MotoGP Timing by TISSOT
www.motogp.com

Doha, Friday, March 26, 2021

Page 2 of 6



Free Practice Nr. 1

MotoGP

Lap	Lap Time	T1	T2	T3	T4	Speed	Lap	Lap Time	T1	T2	T3	T4	Speed
12	1'56.407	25.462	30.334	28.956	31.655	345.0	15	1'55.992	25.305	30.294	28.764	31.629	343.9
13	2'00.870 P	28.891	31.708	30.110	30.161	346.1	16	1'59.986	25.430	33.012	29.544	32.000	343.9
Run # 3	Front Tyre Slick-Medium			Rear Tyre Slick-Medium			17	1'55.745	25.264	30.210	28.742	31.529	346.1
	13 Laps at start			13 Laps at start									
14	2'05.672	32.019	32.402	29.351	31.900	156.2	11th 73 Alex MARQUEZ HONDA SPA						
15	1'56.169	25.371	30.306	28.944	31.548	345.0	LCR Honda CASTROL						
16	3'28.936	25.267			36.016	345.0	Runs=3 Total laps=16 Full laps=9						
9th 46 Valentino ROSSI	Front Tyre Slick-Medium			Rear Tyre Slick-Medium			Run # 1	Front Tyre Slick-Medium			Rear Tyre Slick-Medium		
	Petronas Yamaha SRT			YAMAHA ITA			New Tyre			New Tyre			
	Runs=3 Total laps=15 Full laps=7						1	2'17.050	34.029	33.612	30.993	34.128	150.2
Run # 1	Front Tyre Slick-Hard			Rear Tyre Slick-Hard			2	1'58.824	26.305	31.204	29.112	32.203	339.6
	New Tyre			New Tyre			3	1'57.612	25.991	30.638	28.797	32.186	339.6
1	2'16.272	36.093	32.482	30.062	32.593	129.6	4	1'56.772	25.714	30.502	28.689	31.867	345.0
2	1'57.510 *	25.841	30.516	28.972	32.181*	342.8	5	1'56.651	25.528	30.605	28.687	31.831	345.0
3	1'57.168	25.610	30.421	29.207	31.930	340.6	6	1'56.514	25.637	30.377	28.795	31.705	346.1
4	1'56.174	25.572	30.218	28.601	31.783	338.5	7	1'55.939 P	26.433	31.075	29.017	29.414	342.8
5	1'56.091	25.441	30.136	28.617	31.897	341.7	Run # 2	Front Tyre Slick-Medium			Rear Tyre Slick-Medium		
6	2'00.231 P	28.851	32.618	29.553	29.209	340.6		7 Laps at start			7 Laps at start		
Run # 2	Front Tyre Slick-Hard			Rear Tyre Slick-Hard			8	2'04.659	31.104	31.672	29.335	32.548	165.8
	6 Laps at start			6 Laps at start			9	1'57.606 *	25.799	30.899*	28.923	31.985	341.7
7	2'05.025	31.936	31.424	29.615	32.050	144.1	10	1'56.846 *	25.625	30.641*	28.782	31.798	342.8
8	1'56.334 *	25.571	30.224	28.721	31.818*	340.6	11	1'56.424	25.642	30.394	28.594	31.794	342.8
9	1'56.012	25.290	30.247	28.700	31.775	340.6	12	1'56.345	25.407	30.437	28.669	31.832	342.8
10	2'06.959 *	29.535	31.482*	33.930	32.012	340.6	13	1'57.259 P	26.982	31.169	29.644	29.464	341.7
11	1'55.603	25.426	30.027	28.559	31.591	345.0	Run # 3	Front Tyre Slick-Soft			Rear Tyre Slick-Medium		
12	1'56.220	25.466	30.264	28.696	31.794	345.0		New Tyre			New Tyre		
13	2'01.378 P	29.763	32.385	30.002	29.228	324.3	14	2'04.318	30.704	31.924	29.466	32.224	175.6
Run # 3	Front Tyre Slick-Medium			Rear Tyre Slick-Medium			15	1'56.578	25.714	30.364	28.806	31.694	341.7
	New Tyre			New Tyre			16	1'55.748	25.336	30.186	28.524	31.702	341.7
14	2'02.416	30.720	30.837	29.079	31.780	159.5	12th 30 Takaaki NAKAGAMI HONDA JPN						
15	1'55.419	25.271	29.970	28.624	31.554	342.8	LCR Honda IDEMITSU						
	Runs=3 Total laps=17 Full laps=11						Run # 1	Front Tyre Slick-Medium			Rear Tyre Slick-Medium		
10th 88 Miguel OLIVEIRA	Front Tyre Slick-Hard			Rear Tyre Slick-Medium			New Tyre			New Tyre			
	Red Bull KTM Factory Racing			KTM POR			1	2'30.137	36.650	33.471	30.899	32.922	123.4
	Runs=3 Total laps=17 Full laps=9						2	1'58.086	26.187	30.805	29.033	32.061	327.2
Run # 1	Front Tyre Slick-Hard			Rear Tyre Slick-Medium			3	1'56.579	25.736	30.401	28.702	31.740	320.4
	New Tyre			New Tyre			4	1'56.128	25.467	30.288	28.614	31.759	348.3
1	2'22.607 *	33.749	32.326	30.129	33.092*	158.8	5	1'56.719	25.757	30.327	28.755	31.880	326.2
2	1'58.974	26.516	31.091	29.079	32.288	311.2	6	1'56.250	25.534	30.328	28.678	31.710	345.0
3	1'57.187	26.036	30.251	28.727	32.173	335.4	7	2'01.221 P	29.041	31.728	29.878	30.574	347.2
4	1'56.583	25.688	30.346	28.800	31.749	345.0	Run # 2	Front Tyre Slick-Medium			Rear Tyre Slick-Medium		
5	1'55.958	25.406	30.268	28.683	31.601	342.8		7 Laps at start			7 Laps at start		
6	1'58.660 P	26.939	31.698	29.398	30.625	332.3	8	2'12.474	37.410	32.446	29.970	32.648	126.1
Run # 2	Front Tyre Slick-Hard			Rear Tyre Slick-Medium			9	1'57.493	25.936	30.665	29.046	31.846	346.1
	6 Laps at start			6 Laps at start			10	1'56.647 *	25.553	30.458*	28.874	31.762	346.1
7	2'08.944	34.011	33.802	29.214	31.917	175.8	11	1'56.543	25.514	30.452	28.720	31.857	346.1
8	1'56.482 *	25.637	30.419	28.709	31.717*	341.7	12	1'56.245	25.483	30.226	28.804	31.732	346.1
9	1'56.427 *	25.327	30.541*	28.777	31.782	341.7	13	2'01.097 P	28.485	31.823	30.449	30.340	341.7
10	1'56.388 *	25.400	30.502*	28.796	31.690	340.6	Run # 3	Front Tyre Slick-Medium			Rear Tyre Slick-Medium		
11	1'56.525	25.446	30.448	28.763	31.868	341.7		13 Laps at start			13 Laps at start		
12	1'59.317 P	27.122	31.890	30.215	30.090	325.3	14	2'12.658	35.497	32.248	32.680	32.233	99.5
Run # 3	Front Tyre Slick-Hard			Rear Tyre Slick-Medium			15	1'56.675	25.772	30.344	28.796	31.763	334.3
	12 Laps at start			12 Laps at start			16	1'55.754	25.296	30.179	28.599	31.680	346.1
13	2'05.348	32.044	31.461	29.633	32.210	173.9	17	1'59.124	26.999	31.024	29.394	31.707	346.1
14	1'56.009	25.396	30.277	28.714	31.622	341.7							

Fastest Lap: Franco MORBIDELLI Petronas Yamaha SR ITA **1'54.921** 25.166 29.815 28.384 31.556

These data/results cannot be reproduced, stored and/or transmitted in whole or in part by any manner of electronic, mechanical, photocopying, recording, broadcasting or otherwise now known or herein after developed without the previous express consent by the copyright owner, except for reproduction in daily press and regular printed publications on sale to the public within 60 days of the event related to those data/results and always provided that copyright symbol appears together as follows below.
© DORNA, 2021

Official MotoGP Timing by TISSOT
www.motogp.com

Doha, Friday, March 26, 2021

Page 3 of 6



Free Practice Nr. 1

MotoGP

Lap	Lap Time	T1	T2	T3	T4	Speed	Lap	Lap Time	T1	T2	T3	T4	Speed
13th	5	Johann ZARCO		DUCATI	FRA		Run # 1	Front Tyre	Slick-Medium	Rear Tyre	Slick-Medium		
		Pramac Racing							New Tyre		New Tyre		
		Runs=3	Total laps=16	Full laps=10									
Run # 1	Front Tyre	Slick-Medium	Rear Tyre	Slick-Medium									
		New Tyre		New Tyre									
1	2'45.616	33.004	32.898	30.084	32.363	169.5	1	2'20.639	34.931	33.073	30.218	32.583	137.9
2	7'03.285 P	25.846				346.1	2	1'58.154	26.080	30.763	28.970	32.341	343.9
							3	1'56.745	25.563	30.602	28.715	31.865	348.3
							4	2'08.023	30.289	32.391	33.014	32.329	350.6
							5	2'00.262	25.571	30.561	31.335	32.795	350.6
							6	1'56.417	25.702	30.396	28.544	31.775	350.6
Run # 2	Front Tyre	Slick-Medium	Rear Tyre	Slick-Medium			7	1'59.893 P	29.544	31.624	29.498	29.227	351.7
		New Tyre		New Tyre									
3	2'10.702	33.727	33.797	30.365	32.813	164.8	Run # 2	Front Tyre	Slick-Medium	Rear Tyre	Slick-Medium		
4	1'58.367	26.251	31.110	29.206	31.800	346.1							
5	1'57.445	25.718	30.757	29.193	31.777	350.6							
6	1'56.733	25.551	30.589	28.908	31.685	349.5							
7	1'56.455	25.407	30.419	28.877	31.752	349.5							
8	1'59.694	26.952	32.051	28.987	31.704	349.5							
9	1'55.977 *	25.450	30.412*	28.579	31.536	348.3							
10	2'00.076 P	25.746	33.072*	30.223	31.035	335.4							
Run # 3	Front Tyre	Slick-Medium	Rear Tyre	Slick-Medium									
		8 Laps at start		8 Laps at start									
11	2'06.672	32.454	32.364	29.761	32.093	151.8							
12	1'56.614	25.606	30.495	28.924	31.589	347.2							
13	2'01.880	30.572	30.807	28.928	31.573	349.5							
14	1'55.871	25.348	30.313	28.761	31.449	350.6							
15	1'56.928	25.455	30.382	29.090	32.001	349.5							
16	1'56.043	25.319	30.361	28.775	31.588	348.3							
14th	6	Stefan BRADL		HONDA	GER		Run # 1	Front Tyre	Slick-Hard	Rear Tyre	Slick-Medium		
		Repsol Honda Team							New Tyre		New Tyre		
		Runs=4	Total laps=13	Full laps=7									
Run # 1	Front Tyre	Slick-Hard	Rear Tyre	Slick-Medium									
		New Tyre		New Tyre									
1	2'21.003 P	34.769	34.455	33.262	30.797	137.7	1	2'25.319	33.577	32.359	29.965	32.719	162.1
Run # 2	Front Tyre	Slick-Hard	Rear Tyre	Slick-Medium			2	2'03.352	31.681	30.733	29.002	31.936	347.2
		1 Laps at start		1 Laps at start			3	1'56.463	25.665	30.493	28.595	31.710	342.8
2	2'09.544 P	32.843	33.849	31.891	30.961	152.5	4	1'56.057	25.405	30.362	28.640	31.650	347.2
Run # 3	Front Tyre	Slick-Hard	Rear Tyre	Slick-Medium			5	2'01.505	30.152	30.722	28.819	31.812	343.9
		2 Laps at start		2 Laps at start			6	1'56.498	25.617	30.287	28.745	31.849	346.1
3	2'06.861	32.589	32.214	29.686	32.372	158.3	7	2'02.271 P	30.173	32.351	29.362	30.385	346.1
4	1'57.684	25.753	30.815	29.123	31.993	343.9	Run # 2	Front Tyre	Slick-Hard	Rear Tyre	Slick-Medium		
5	1'57.113 *	25.476	30.684*	29.084	31.869	343.9							
6	1'57.270	25.488	30.592	28.963	32.227	345.0							
7	1'58.782	27.438	30.605	28.935	31.804	342.8							
8	1'56.186	25.352	30.279	28.862	31.693	345.0							
9	1'56.314 P	25.699	31.046	29.295	30.274	342.8							
Run # 4	Front Tyre	Slick-Hard	Rear Tyre	Slick-Medium									
		9 Laps at start		9 Laps at start									
10	2'04.012	31.576	31.030	29.304	32.102	155.3							
11	1'56.457	25.462	30.392	28.956	31.647	343.9							
12	1'56.067	25.335	30.327	28.770	31.635	343.9							
13	1'55.942	25.239	30.279	28.745	31.679	343.9							
16th	33	Brad BINDER		KTM	RSA		Run # 1	Front Tyre	Slick-Hard	Rear Tyre	Slick-Medium		
		Red Bull KTM Factory Racing							New Tyre		New Tyre		
		Runs=3	Total laps=16	Full laps=10									
Run # 1	Front Tyre	Slick-Hard	Rear Tyre	Slick-Medium									
		New Tyre		New Tyre									
1	2'25.319	33.577	32.359	29.965	32.719	162.1	1	2'25.319	33.577	32.359	29.965	32.719	162.1
2	2'03.352	31.681	30.733	29.002	31.936	347.2	2	2'03.352	31.681	30.733	29.002	31.936	347.2
3	1'56.463	25.665	30.493	28.595	31.710	342.8	3	1'56.463	25.665	30.493	28.595	31.710	342.8
4	1'56.057	25.405	30.362	28.640	31.650	347.2	4	1'56.057	25.405	30.362	28.640	31.650	347.2
5	2'01.505	30.152	30.722	28.819	31.812	343.9	5	2'01.505	30.152	30.722	28.819	31.812	343.9
6	1'56.498	25.617	30.287	28.745	31.849	346.1	6	1'56.498	25.617	30.287	28.745	31.849	346.1
7	2'02.271 P	30.173	32.351	29.362	30.385	346.1	7	2'02.271 P	30.173	32.351	29.362	30.385	346.1
Run # 2	Front Tyre	Slick-Hard	Rear Tyre	Slick-Medium									
		7 Laps at start		7 Laps at start									
8	2'08.054	33.594	32.852	29.485	32.123	118.0							
9	1'57.370 *	25.846	30.643*	28.958	31.923	343.9							
10	1'56.687	25.624	30.445	28.834	31.784	345.0							
11	2'07.671	32.765	30.734	31.801	32.371	343.9							
12	2'02.353 P	30.311	31.919	30.020	30.103	343.9							
Run # 3	Front Tyre	Slick-Hard	Rear Tyre	Slick-Medium									
		12 Laps at start		12 Laps at start									
13	2'10.153	31.596	31.304	29.264	37.989	146.9							
14	1'56.938	25.792	30.498	28.940	31.708	339.6							
15	1'56.224	25.480	30.506	28.610	31.628	343.9							
16	1'56.175	25.528	30.293	28.706	31.648	345.0							
17th	10	Luca MARINI		DUCATI	ITA		Run # 1	Front Tyre	Slick-Medium	Rear Tyre	Slick-Medium		
		SKY VR46 Esponsorama							New Tyre		New Tyre		
		Runs=4	Total laps=15	Full laps=8									
Run # 1	Front Tyre	Slick-Medium	Rear Tyre	Slick-Medium									
		New Tyre		New Tyre									
1	2'22.457 *	34.913	33.648	31.217	33.595*	141.3	1	2'22.457 *	34.913	33.648	31.217	33.595*	141.3

Fastest Lap: Franco MORBIDELLI Petronas Yamaha SR ITA **1'54.921** 25.166 29.815 28.384 31.556

These data/results cannot be reproduced, stored and/or transmitted in whole or in part by any manner of electronic, mechanical, photocopying, recording, broadcasting or otherwise now known or herein after developed without the previous express consent by the copyright owner, except for reproduction in daily press and regular printed publications on sale to the public within 60 days of the event related to those data/results and always provided that copyright symbol appears together as follows below.
© DORNA, 2021

Official MotoGP Timing by TISSOT
www.motogp.com

Doha, Friday, March 26, 2021

Page 4 of 6



Free Practice Nr. 1

MotoGP

Lap	Lap Time	T1	T2	T3	T4	Speed	Lap	Lap Time	T1	T2	T3	T4	Speed
2	2'01.694	27.323	31.628	30.171	32.572	324.3	5	2'03.896	29.661	31.144	30.836	32.255	340.6
3	1'58.923	26.031	31.043	29.450	32.399	346.1	6	2'00.222	P 26.568	32.530	30.439	30.685	343.9
4	1'57.763	25.718	30.700	29.270	32.075	346.1	Run # 2		Front Tyre	Slick-Medium	Rear Tyre	Slick-Medium	
5	2'07.607	P 25.946	30.821	34.226	36.614	347.2			6 Laps at start		6 Laps at start		
Run # 2		Front Tyre	Slick-Medium	Rear Tyre	Slick-Medium		7	2'10.236	32.277	31.799	30.703	35.457	140.0
		5 Laps at start		5 Laps at start			8	1'56.230	25.314	30.304	28.626	31.986	340.6
6	2'20.993	P 31.475	43.107	34.348	32.063	148.9	9	2'04.965	* 29.025	34.308*	29.534	32.098	341.7
Run # 3		Front Tyre	Slick-Medium	Rear Tyre	Slick-Medium		10	1'56.378	25.380	30.381	28.760	31.857	342.8
		6 Laps at start		6 Laps at start			11	2'02.615	25.358	32.886	31.328	33.043	342.8
7	2'04.917	31.676	31.480	29.528	32.233	162.4	12	2'02.829	P 27.841	33.515	29.800	31.673	342.8
8	1'57.268	* 25.674	30.610*	29.129	31.855	343.9	Run # 3		Front Tyre	Slick-Medium	Rear Tyre	Slick-Medium	
9	1'56.701	25.578	30.405	28.920	31.798	346.1			New Tyre		New Tyre		
10	1'56.558	25.437	30.271	28.996	31.854	343.9	13	2'08.093	32.149	30.861	29.445	35.638	160.4
11	2'09.136	P 28.600	36.532	32.070	31.934	330.2	14	2'04.768	25.295	30.462	35.271	33.740	338.5
Run # 4		Front Tyre	Slick-Medium	Rear Tyre	Slick-Medium		15	1'56.476	25.346	30.489	28.696	31.945	341.7
		New Tyre		New Tyre			20th 89		Jorge MARTIN		DUCATI	SPA	
12	2'06.886	32.981	32.270	29.499	32.136	147.7			Pramac Racing		Runs=3	Total laps=16	Full laps=8
13	1'56.791	25.673	30.328	28.949	31.841	342.8	Run # 1		Front Tyre	Slick-Medium	Rear Tyre	Slick-Medium	
14	1'56.069	25.271	30.240	28.805	31.753	343.9			New Tyre		New Tyre		
15	1'56.705	25.278	30.263	28.844	32.320	343.9	1	2'22.206	33.465	32.235	30.182	32.852	159.5
18th 23		Enea BASTIANINI		DUCATI	ITA		2	2'01.047	25.948	30.895	31.980	32.224	351.7
		Esponsorama Racing		Runs=2	Total laps=16	Full laps=8	3	1'57.555	25.700	30.800	29.066	31.989	354.0
Run # 1		Front Tyre	Slick-Soft	Rear Tyre	Slick-Medium		4	1'57.703	25.761	30.941	29.096	31.905	354.0
		New Tyre		New Tyre			5	2'06.154	28.592	32.802	32.148	32.612	350.6
1	2'29.778	32.730	34.693	30.917	33.100	155.1	6	1'58.279	P 26.714	30.740	30.419	30.406	354.0
2	1'58.407	26.149	30.931	29.175	32.152	337.5	Run # 2		Front Tyre	Slick-Medium	Rear Tyre	Slick-Medium	
3	1'58.855	27.100	30.663	28.970	32.122	349.5			6 Laps at start		6 Laps at start		
4	1'56.958	* 25.685	30.416	28.893	31.964*	349.5	7	2'04.258	31.001	31.244	29.832	32.181	160.9
5	1'57.011	25.882	30.474	28.735	31.920	348.3	8	1'57.481	25.652	30.754	29.125	31.950	348.3
6	1'56.198	25.427	30.291	28.753	31.727	347.2	9	1'57.296	* 25.627	30.772*	29.098	31.799	348.3
7	1'58.026	P 26.637	31.231	29.654	30.504	347.2	10	2'00.964	* 27.576	31.540*	29.473	32.375*	348.3
Run # 2		Front Tyre	Slick-Soft	Rear Tyre	Slick-Medium		11	1'55.918	P 25.769	31.047	30.105	28.997	349.5
		7 Laps at start		7 Laps at start			Run # 3		Front Tyre	Slick-Soft	Rear Tyre	Slick-Medium	
8	2'03.874	31.686	31.165	29.150	31.873	144.1			New Tyre		11 Laps at start		
9	1'56.877	* 25.566	30.419*	29.050	31.842	346.1	12	2'04.441	32.197	31.225	29.142	31.877	169.0
10	1'56.191	* 25.439	30.303*	28.802	31.647	346.1	13	1'56.671	25.703	30.466	28.865	31.637	336.4
11	1'57.951	25.943	31.194	29.021	31.793	348.3	14	1'58.765	27.693	30.527	28.792	31.753	350.6
12	1'56.218	25.400	30.370	28.824	31.624	346.1	15	1'56.541	25.443	30.463	28.887	31.748	350.6
13	1'57.463	P 26.702	30.907	29.544	30.310	343.9	16	2'00.425	* 25.420	30.749	30.607	33.649*	350.6
Run # 3		Front Tyre	Slick-Soft	Rear Tyre	Slick-Medium		21st 32		Lorenzo SAVADORI		APRILIA	ITA	
		13 Laps at start		13 Laps at start					Aprilia Racing Team Gresini		Runs=3	Total laps=15	Full laps=8
14	2'04.748	32.503	31.085	29.139	32.021	141.3	Run # 1		Front Tyre	Slick-Hard	Rear Tyre	Slick-Medium	
15	1'57.844	25.514	30.321	28.824	33.185	342.8			New Tyre		New Tyre		
16	1'59.243	26.537	31.017	29.805	31.884	331.2	1	2'22.234	36.974	33.159	30.717	33.196	92.2
19th 9		Danilo PETRUCCI		KTM	ITA		2	1'58.639	26.456	30.924	29.094	32.165	323.3
		Tech 3 KTM Factory Racing		Runs=3	Total laps=15	Full laps=9	3	2'06.841	29.790	35.770	29.080	32.201	340.6
Run # 1		Front Tyre	Slick-Medium	Rear Tyre	Slick-Medium		4	1'58.069	* 25.881	30.757	29.026	32.405*	342.8
		New Tyre		New Tyre			5	2'04.693	P 29.685	34.033	30.223	30.752	338.5
1	2'31.710	* 33.303	31.641	29.616	32.654*	137.5	Run # 2		Front Tyre	Slick-Hard	Rear Tyre	Slick-Medium	
2	1'57.414	25.918	30.629	28.741	32.126	342.8			5 Laps at start		5 Laps at start		
3	1'56.767	25.495	30.582	28.626	32.064	341.7	6	2'04.887	32.171	31.390	29.206	32.120	167.4
4	1'56.351	25.324	30.432	28.605	31.990	343.9	7	1'58.183	25.705	30.839	29.123	32.516	337.5

Fastest Lap: Franco MORBIDELLI Petronas Yamaha SR ITA 1'54.921 25.166 29.815 28.384 31.556

These data/results cannot be reproduced, stored and/or transmitted in whole or in part by any manner of electronic, mechanical, photocopying, recording, broadcasting or otherwise now known or herein after developed without the previous express consent by the copyright owner, except for reproduction in daily press and regular printed publications on sale to the public within 60 days of the event related to those data/results and always provided that copyright symbol appears together as follows below.
© DORNA, 2021



Free Practice Nr. 1

MotoGP

Lap	Lap Time	T1	T2	T3	T4	Speed	Lap	Lap Time	T1	T2	T3	T4	Speed
8	2'13.366	34.007	36.925	29.816	32.618	338.5							
9	1'57.813	25.897	30.950	28.891	32.075	337.5							
10	1'57.112 *	25.529	30.564*	29.012	32.007	341.7							
11	2'09.100 P	33.104	33.549	30.827	31.620	340.6							
Run # 3	Front Tyre	Slick-Hard		Rear Tyre	Slick-Medium								
		11 Laps at start		11 Laps at start									
12	2'13.330	34.399	33.571	33.220	32.140	157.8							
13	1'56.842	25.632	30.401	28.899	31.910	338.5							
14	1'56.559	25.468	30.445	28.724	31.922	340.6							
15	2'08.107	31.392	33.518	30.434	32.763	338.5							

22nd 27 **Iker LECUONA** KTM SPA
Tech 3 KTM Factory Racing

Runs=3 Total laps=15 Full laps=7

Run #	Front Tyre	Slick-Hard	Rear Tyre	Slick-Medium	Speed
		New Tyre		New Tyre	
1	2'22.562	33.014	33.068	30.722	33.391 151.6
2	1'58.670	26.492	30.915	29.144	32.119 331.2
3	1'57.532	25.870	30.437	28.915	32.310 348.3
4	1'57.139	25.898	30.483	28.803	31.955 339.6
5	2'03.243	31.529	30.855	28.875	31.984 347.2
6	1'57.081	25.831	30.415	28.869	31.966 345.0
7	1'59.644 P	25.604	33.991	29.589	30.460 346.1
Run # 2	Front Tyre	Slick-Hard		Rear Tyre	Slick-Medium
		7 Laps at start		7 Laps at start	
8	2'06.371	31.086	31.734	29.636	33.915 173.9
9	1'57.878 *	26.013	30.737*	28.946	32.182* 322.3
10	1'56.927 *	25.645	30.486*	28.887	31.909 343.9
11	1'56.653 *	25.522	30.318	28.854	31.959* 341.7
12	1'57.647 P	25.545	30.382	28.882	32.838 345.0
Run # 3	Front Tyre	Slick-Hard		Rear Tyre	Slick-Medium
		12 Laps at start		12 Laps at start	
13	2'07.813	32.487	33.751	29.452	32.123 156.9
14	1'57.042	25.545	30.494	28.887	32.116 342.8
15	1'56.943	25.519	30.362	28.883	32.179 343.9

Fastest Lap: Franco MORBIDELLI Petronas Yamaha SR ITA **1'54.921** 25.166 29.815 28.384 31.556

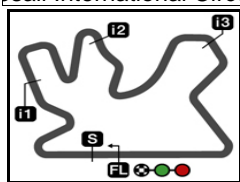
These data/results cannot be reproduced, stored and/or transmitted in whole or in part by any manner of electronic, mechanical, photocopying, recording, broadcasting or otherwise now known or herein after developed without the previous express consent by the copyright owner, except for reproduction in daily press and regular printed publications on sale to the public within 60 days of the event related to those data/results and always provided that copyright symbol appears together as follows below.
© DORNA, 2021

Official MotoGP Timing by **TISSOT**
www.motogp.com

Doha, Friday, March 26, 2021

Page 6 of 6





5380 m.

BARWA GRAND PRIX OF QATAR

Free Practice Nr. 1

Best Partial Times

MotoGP™

IT Ideal Lap Time, sum of the best partial times

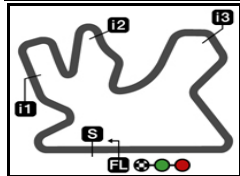
BT Best Lap Time

T1		T2		T3		T4				<i>IT</i>	<i>BT</i>	
Pos	Rider	Time	Rider	Time	Rider	Time	Rider	Time	Pos	Rider		
1	J.MILLER	25.090	F.MORBIDELLI	29.815	M.VIÑALES	28.296	J.MILLER	31.396	1	F.MORBIDELLI	1'54.862	1'54.921 (1)
2	F.MORBIDELLI	25.107	A.ESPARGARO	29.882	A.ESPARGARO	28.311	A.ESPARGARO	31.445	2	A.ESPARGAR	1'54.867	1'55.046 (2)
3	F.QUARTARARO	25.126	F.QUARTARARO	29.950	F.QUARTARARO	28.343	J.ZARCO	31.449	3	F.QUARTARAR	1'55.069	1'55.213 (4)
4	J.MIR	25.177	V.ROSSI	29.970	F.MORBIDELLI	28.384	M.OLIVEIRA	31.529	4	M.VIÑALES	1'55.111	1'55.309 (6)
5	M.VIÑALES	25.196	M.VIÑALES	30.071	J.MIR	28.411	A.RINS	31.530	5	J.MILLER	1'55.112	1'55.112 (3)
6	A.RINS	25.215	F.BAGNAIA	30.083	F.BAGNAIA	28.481	M.VIÑALES	31.548	6	J.MIR	1'55.255	1'55.255 (5)
7	A.ESPARGARO	25.229	J.MILLER	30.084	A.RINS	28.485	F.BAGNAIA	31.548	7	A.RINS	1'55.323	1'55.353 (7)
8	F.BAGNAIA	25.237	A.RINS	30.093	A.MARQUEZ	28.524	V.ROSSI	31.554	8	F.BAGNAIA	1'55.349	1'55.365 (8)
9	S.BRADL	25.239	J.MIR	30.106	J.MILLER	28.542	F.MORBIDELLI	31.556	9	V.ROSSI	1'55.354	1'55.419 (9)
10	M.OLIVEIRA	25.264	T.NAKAGAMI	30.179	P.ESPARGARO	28.544	J.MIR	31.561	10	J.ZARCO	1'55.660	1'55.871 (13)
11	L.MARINI	25.271	A.MARQUEZ	30.186	V.ROSSI	28.559	E.BASTIANINI	31.624	11	M.OLIVEIRA	1'55.686	1'55.745 (10)
12	V.ROSSI	25.271	P.ESPARGARO	30.207	J.ZARCO	28.579	B.BINDER	31.628	12	A.MARQUEZ	1'55.740	1'55.748 (11)
13	D.PETRUCCI	25.295	M.OLIVEIRA	30.210	B.BINDER	28.595	S.BRADL	31.635	13	T.NAKAGAMI	1'55.754	1'55.754 (12)
14	T.NAKAGAMI	25.296	L.MARINI	30.240	T.NAKAGAMI	28.599	J.MARTIN	31.637	14	P.ESPARGAR	1'55.792	1'56.046 (15)
15	J.ZARCO	25.319	S.BRADL	30.279	D.PETRUCCI	28.605	P.ESPARGARO	31.638	15	S.BRADL	1'55.898	1'55.942 (14)
16	A.MARQUEZ	25.336	B.BINDER	30.287	M.OLIVEIRA	28.683	F.QUARTARARO	31.650	16	B.BINDER	1'55.915	1'56.057 (16)
17	E.BASTIANINI	25.400	E.BASTIANINI	30.291	L.SAVADORI	28.724	T.NAKAGAMI	31.680	17	E.BASTIANINI	1'56.050	1'56.198 (18)
18	P.ESPARGARO	25.403	D.PETRUCCI	30.304	E.BASTIANINI	28.735	A.MARQUEZ	31.694	18	D.PETRUCCI	1'56.061	1'56.230 (19)
19	B.BINDER	25.405	J.ZARCO	30.313	S.BRADL	28.745	L.MARINI	31.753	19	L.MARINI	1'56.069	1'56.069 (17)
20	J.MARTIN	25.420	I.LECUONA	30.318	J.MARTIN	28.792	D.PETRUCCI	31.857	20	J.MARTIN	1'56.312	1'56.541 (20)
21	L.SAVADORI	25.468	L.SAVADORI	30.401	I.LECUONA	28.803	I.LECUONA	31.909	21	L.SAVADORI	1'56.503	1'56.559 (21)
22	I.LECUONA	25.519	J.MARTIN	30.463	L.MARINI	28.805	L.SAVADORI	31.910	22	I.LECUONA	1'56.549	1'56.943 (22)

These data/results cannot be reproduced, stored and/or transmitted in whole or in part by any manner of electronic, mechanical, photocopying, recording, broadcasting or otherwise now known or herein after developed without the previous express consent by the copyright owner, except for reproduction in daily press and regular printed publications on sale to the public within 60 days of the event related to those data/results and always provided that copyright symbol appears together as follows below.
© DORNA, 2021

Official MotoGP Timing by **TISSOT**
www.motogp.com





BARWA GRAND PRIX OF QATAR

Free Practice Nr. 1

Fastest Laps Sequence

<i>Practice Time</i>	 <i>Rider</i>	<i>Nation</i>	<i>Motorcycle</i>	<i>Time</i>	<i>Km/h</i>	<i>Rider's Lap</i>
4'14.370	43 Jack MILLER	AUS	DUCATI	1'56.683	165.9	2
6'10.530	43 Jack MILLER	AUS	DUCATI	1'56.160	166.7	3
6'49.077	41 Aleix ESPARGARO	SPA	APRILIA	1'56.061	166.8	3
8'06.392	43 Jack MILLER	AUS	DUCATI	1'55.862	167.1	4
8'44.931	41 Aleix ESPARGARO	SPA	APRILIA	1'55.854	167.1	4
8'58.265	20 Fabio QUARTARARO	FRA	YAMAHA	1'55.650	167.4	4
10'05.846	63 Francesco BAGNAIA	ITA	DUCATI	1'55.563	167.5	5
10'15.767	21 Franco MORBIDELLI	ITA	YAMAHA	1'55.518	167.6	5
12'59.371	12 Maverick VIÑALES	SPA	YAMAHA	1'55.451	167.7	6
14'06.609	21 Franco MORBIDELLI	ITA	YAMAHA	1'55.266	168.0	7
31'39.456	21 Franco MORBIDELLI	ITA	YAMAHA	1'55.092	168.2	12
43'34.443	41 Aleix ESPARGARO	SPA	APRILIA	1'55.046	168.3	14
44'10.638	21 Franco MORBIDELLI	ITA	YAMAHA	1'54.921	168.5	16

These data/results cannot be reproduced, stored and/or transmitted in whole or in part by any manner of electronic, mechanical, photocopying, recording, broadcasting or otherwise now known or herein after developed without the previous express consent by the copyright owner, except for reproduction in daily press and regular printed publications on sale to the public within 60 days of the event related to those data/results and always provided that copyright symbol appears together as follows below.

© DORNA, 2021

Official MotoGP Timing by TISSOT
www.motogp.com

Doha, Friday, March 26, 2021

